

COUNTY OF GILLESPIE

Kelly Eckhardt
County Treasurer

Gillespie County Courthouse
101 West Main Street, Unit #5
Room 106

Office 830-997-6521
Fax 830-990-2307

FREDERICKSBURG, TEXAS
78624-3700

AFFIDAVIT


I, Kelly Eckhardt, Treasurer, in and for the County of Gillespie, State of Texas, hereby submit the attached report of investment transactions for all invested funds held by Gillespie County Treasurer for the month ending June 30, 2021 and I certify that these investments are in compliance with the local investment policy and the Public Funds Investment Act.



Kelly Eckhardt, Gillespie County Treasurer

June 2021 Total Investment Pools	\$ 4,839,510.47
June 2021 Total Collateralized CDs	\$ 4,323,348.84
June 2021 Total Brokered CDs	\$ 1,481,000.00
June 2021 Total Collateralized Sweep Accounts	\$ 22,369,638.44
June 2021 Total Invested Funds	\$ 33,013,497.75


Presented, examined, and accepted at the regular term of Commissioners' Court on this the 9th day of August, 2021.



Mark Stroehrer, County Judge




Charles Offers, Commissioner, Pct.1



Keith Kramer, Commissioner, Pct.2



Dennis Neffendorf, Commissioner, Pct.3



Donnie Schuch, Commissioner, Pct.4



Mary Lynn Rutsche, County Clerk

Gillespie County Investments
6/30/2021

Investment Pool Issuer	Maturity Date	Avg Int Rate	6/1/2021	Interest	Transfers to SSB&T Operating Account	Changes in Principal	6/30/2021
Texas Class-General Fund	on Demand	0.06%	\$1,564,794.04	\$78.59	\$0.00		\$1,564,872.63
Texas Class-GOB Series 2013	on Demand	0.06%	\$102,720.54	\$5.15	\$0.00		\$102,725.69
TexPool-General Fund	on Demand	0.01%	\$3,171,878.07	\$34.08	\$0.00		\$3,171,912.15
Total Investment Pools			\$4,839,392.65	\$117.82	\$0.00		\$4,839,510.47
Average Investment Pool Rate		0.05%					
Collateralized CD Issuer	Maturity Date	Interest Rate	6/1/2021	Interest	Transfers to SSB&T Operating Account	Changes in Principal	6/30/2021
SSB&T-4120	9/1/2021	2.15%	\$500,000.00	\$913.01		\$0.00	\$500,000.00
SSB&T-0055	9/4/2021	2.15%	\$310,910.57	\$567.73		\$0.00	\$311,478.30
SSB&T-0253	10/3/2021	2.00%	\$412,837.75	\$701.26		\$0.00	\$413,539.01
SSB&T-0576	12/10/2021	1.75%	\$358,760.44	\$533.22		\$0.00	\$359,293.66
SSB&T-0154	9/11/2021	0.55%	\$255,981.89	\$119.57		\$0.00	\$256,101.46
SSB&T-0220	3/11/2022	0.50%	\$258,186.60	\$109.65		\$0.00	\$258,296.25
SSB&T-1707	4/9/2022	0.50%	\$250,102.73	\$106.21		\$0.00	\$250,208.94
SSB&T-1921	6/9/2022	0.40%	\$0.00	\$0.00		\$1,000,000.00	\$1,000,000.00
Total SSB&T Collateralized CDs			\$2,346,779.98	\$3,050.65	(\$913.01)	\$1,000,000.00	\$3,348,917.62
Average SSB&T CD Rate		1.25%					
Texas Regional Bank-4860	7/19/2021	1.57%	\$102,306.22	\$136.42			\$102,442.64
Texas Regional Bank-7440	8/2/2021	2.05%	\$310,891.94	\$541.29			\$311,433.23
Texas Regional Bank-4048	8/11/2021	1.80%	\$102,580.43	\$156.82			\$102,737.25
Texas Regional Bank-7966	10/30/2021	0.35%	\$101,720.88	\$30.24			\$101,751.12
Texas Regional Bank-7967	10/30/2021	0.35%	\$101,720.88	\$30.24			\$101,751.12
Texas Regional Bank-4948	11/28/2021	0.20%	\$152,445.29	\$25.89			\$152,471.18
Texas Regional Bank-0285	12/15/2021	0.35%	\$101,814.41	\$30.27			\$101,844.68
Total Texas Regional Bank Collateralized CDs			\$973,480.05	\$951.17	\$0.00	\$0.00	\$974,431.22
Average Collateralized CD Rate		1.12%					

Gillespie County Investments
6/30/2021

Brokered CD Issuer	Maturity	Interest	6/1/2021	Accrued Interest	Transfers to OS&T Operating Account	Changes in Principal	6/30/2021	6/1/2021	6/30/2021
FNC-Wex Bank	7/9/2021	1.25%	\$241,000.00	\$676.78	\$0.00	\$0.00	\$241,000.00	\$241,342.22	\$241,072.30
Total FNC Brokered CDs			\$241,000.00	\$676.78	\$0.00	\$0.00	\$241,000.00	\$241,342.22	\$241,072.30
Average FNC Brokered CD Rate		1.25%							
MSB-Ally Bank	6/14/2021		\$247,000.00	\$2,972.12	(\$2,972.12)	(\$247,000.00)	\$0.00	\$247,276.64	\$0.00
MSB-Goldman Sachs	6/14/2021		\$247,000.00	\$2,988.36	(\$2,988.36)	(\$247,000.00)	\$0.00	\$247,276.64	\$0.00
MSB-Morgan Stanley Private Bank	6/14/2021		\$246,000.00	\$3,021.76	(\$3,021.76)	(\$246,000.00)	\$0.00	\$246,280.44	\$0.00
MSB-University Iowa Community CU	6/14/2021		\$249,000.00	\$735.40	(\$735.40)	(\$249,000.00)	\$0.00	\$249,283.86	\$0.00
MSB-BMW Bank North America	8/30/2021	1.55%	\$248,000.00	\$1,284.84	\$0.00		\$248,000.00	\$249,977.12	\$248,629.92
MSB-Morgan Stanley	12/13/2021	1.75%	\$247,000.00	\$213.16	(\$213.16)		\$247,000.00	\$249,294.63	\$248,936.48
MSB-Bellico Cr Un	3/30/2022	1.30%	\$249,000.00	\$540.97	(\$540.97)		\$249,000.00	\$251,589.60	\$251,315.70
MSB-American Express	3/31/2022	1.35%	\$248,000.00	\$834.71	\$0.00		\$248,000.00	\$250,715.60	\$250,422.96
MSB-Cadence Bank	3/31/2022	1.20%	\$248,000.00	\$733.81	\$0.00		\$248,000.00	\$250,415.52	\$250,157.60
Total MSB Brokered CDs			\$2,229,000.00	\$13,325.13	(\$12,413.94)	(\$989,000.00)	\$1,240,000.00	\$2,241,110.05	\$1,249,462.66
Average MSB Brokered CD Rate		1.43%							

Collateralized Sweep Account Issuer

Collateralized Sweep Account Issuer	Maturity Date	Interest Rate	6/1/2021	Interest	Deposits	Withdrawals	6/30/2021
Security State Bank & Trust-General	on Demand	0.10%	\$23,036,766.14	\$1,842.62	\$1,751,672.29	(\$2,770,970.60)	\$22,019,310.45
Security State Bank & Trust-GOB 2013-I&S	on Demand	0.10%	\$294,090.18	\$24.70	\$7,827.12	\$0.00	\$301,942.00
Security State Bank & Trust-2013 Jail Project	on Demand	0.10%	\$48,382.01	\$3.98	\$0.00	\$0.00	\$48,385.99
Total Collateralized Sweep Accounts			\$23,379,238.33	\$1,871.30	\$1,759,499.41	(\$2,770,970.60)	\$22,369,638.44
Average Collateralized Sweep Account Rate		0.10%					
Total Invested Funds			\$34,008,891.01				\$33,013,497.75



My Pooled Cash Report

Gillespie County, TX
For the Period Ending 6/30/2021

ACCOUNT #	ACCOUNT NAME	BEGINNING BALANCE	CURRENT ACTIVITY	CURRENT BALANCE
CLAIM ON CASH				
10.100.1100	Claim On Cash	22,825,866.65	(1,319,512.05)	21,506,354.60
11.100.1100	Claim On Cash	71.12	(71.12)	0.00
15.100.1100	Claim On Cash	4,079,175.90	(292,807.13)	3,786,368.77
16.100.1100	Claim On Cash	82,299.71	120,378.50	202,678.21
17.100.1100	Claim On Cash	221,721.08	(10,473.37)	211,247.71
18.100.1100	Claim On Cash	133,434.17	(68,297.24)	65,136.93
19.100.1100	Claim On Cash	156,413.68	49,144.87	205,558.55
20.100.1100	Claim On Cash	2,730.02	(3,636.00)	(905.98)
21.100.1100	Claim On Cash	26,562.26	0.00	26,562.26
22.100.1100	Claim On Cash	(232.13)	0.00	(232.13)
24.100.1100	Claim On Cash	51,563.86	(43,849.54)	7,714.32
25.100.1100	Claim On Cash	6,981.86	157.72	7,139.58
26.100.1100	Claim On Cash	0.00	44,409.49	44,409.49
27.100.1100	Claim On Cash	810.00	310.00	1,120.00
28.100.1100	Claim On Cash	51,208.65	1,495.78	52,704.43
29.100.1100	Claim On Cash	154,861.06	(52,167.27)	102,693.79
30.100.1100	Claim On Cash	51,340.72	30.02	51,370.74
31.100.1100	Claim On Cash	13,200.76	(2,754.58)	10,446.18
32.100.1100	Claim On Cash	95,405.26	4,659.63	100,064.89
33.100.1100	Claim On Cash	123,970.00	(50,400.00)	73,570.00
34.100.1100	Claim On Cash	17,177.94	0.00	17,177.94
35.100.1100	Claim On Cash	37,835.66	239.33	38,074.99
36.100.1100	Claim On Cash	1,019,477.07	5,132.71	1,024,609.78
37.100.1100	Claim On Cash	168,672.78	0.00	168,672.78
40.100.1100	Claim On Cash	0.00	0.00	0.00
41.100.1100	Claim On Cash	5,862.53	3.42	5,865.95
42.100.1100	Claim On Cash	120,023.94	58.97	120,082.91
45.100.1100	Claim On Cash	251.84	86.50	338.34
46.100.1100	Claim On Cash	3,470.29	1,232.91	4,703.20
47.100.1100	Claim On Cash	4,192.20	1,333.37	5,525.57
51.100.1100	Claim On Cash	91,861.26	1,066.71	92,927.97
70.100.1100	Claim On Cash	3,054,542.19	(3,868.10)	3,050,674.09
71.100.1100	Claim On Cash	15.18	0.00	15.18
72.100.1100	Claim On Cash	519,830.20	4,373.69	524,203.89
76.100.1100	Claim On Cash	1,298.20	0.00	1,298.20
77.100.1100	Claim On Cash	0.00	0.00	0.00
78.100.1100	Claim On Cash	5,471.19	0.00	5,471.19
79.100.1100	Claim On Cash	11,169.80	0.00	11,169.80
81.100.1100	Claim On Cash	106.75	0.00	106.75
82.100.1100	Claim On Cash	8,883.64	0.00	8,883.64
83.100.1100	Claim On Cash	5.00	0.00	5.00
84.100.1100	Claim On Cash	0.00	0.00	0.00
89.100.1100	Claim On Cash	117,438.00	68.65	117,506.65
90.100.1100	Claim On Cash	38,236.77	0.00	38,236.77
92.100.1100	Claim On Cash	170,715.96	(1,901.07)	168,814.89
93.100.1100	Claim On Cash	1,270.99	(250.00)	1,020.99
TOTAL CLAIM ON CASH		33,475,194.01	(1,615,805.20)	31,859,388.81
CASH IN BANK				
Cash in Bank				
99.100.1101	GENERAL INVESTMENT SWEEP	22,948,261.87	(1,630,281.60)	21,317,980.27

ACCOUNT #	ACCOUNT NAME	BEGINNING BALANCE	CURRENT ACTIVITY	CURRENT BALANCE
99.100.1106	TEXPOOL	3,171,878.07	34.08	3,171,912.15
99.100.1107	TXCLASS	1,564,794.04	78.59	1,564,872.63
99.100.1108	CD-0154 SSB&T	255,981.89	119.57	256,101.46
99.100.1109	CD-0220 SSB&T	258,186.60	109.65	258,296.25
99.100.1110	CD-4120 SSB&T	500,000.00	0.00	500,000.00
99.100.1111	CD-0055 SSB&T	310,910.57	567.73	311,478.30
99.100.1112	CD-0253 SSB&T	412,837.75	701.26	413,539.01
99.100.1113	CD-0576 SSB&T	358,760.44	533.22	359,293.66
99.100.1114	CD-7966 TRB	101,720.88	30.24	101,751.12
99.100.1115	CD-7967 TRB	101,720.88	30.24	101,751.12
99.100.1116	CD-4948 TRB	152,445.29	25.89	152,471.18
99.100.1117	CD-0285 TRB	101,814.41	30.27	101,844.68
99.100.1118	CD-4860 TRB	102,306.22	136.42	102,442.64
99.100.1119	CD-7440 TRB	310,891.94	541.29	311,433.23
99.100.1120	CD-4048 TRB	102,580.43	156.82	102,737.25
99.100.1121	FNC-BROKERED CDS	241,000.00	0.00	241,000.00
99.100.1122	MBS-BROKERED CDS	2,229,000.00	(988,725.08)	1,240,274.92
99.100.1123	CD-1707 SSB&T	250,102.73	106.21	250,208.94
99.100.1124	CD-1921 SSB&T	0.00	1,000,000.00	1,000,000.00
TOTAL: Cash in Bank		33,475,194.01	(1,615,805.20)	31,859,388.81
TOTAL CASH IN BANK		33,475,194.01	(1,615,805.20)	31,859,388.81

Pledge Report by Maturity Date
Pledge B: GILLESPIE COUNTY - TEXAS

As of 06/30/21
 Page 158

Security State Bank & Trust
 Fredericksburg, TX

Receipt	SK	Code	Cusip	ID #	Current Face	Original Face	Description	ASC	320	Moody / S&P	Coupon	Maturity	Book Value	Fair Value
1006	881830X69	103729	380,000.00	380,000.00	380,000.00	TEXARKANA TX GO QTEO	HTM	NR / AA-	3.500	02/15/2022	384,917.58	387,547.09		
1006	899474UY4	103514	310,000.00	310,000.00	310,000.00	TULOSO-MIDWAY TX ISD REF GO PSF QTEC	HTM	NR / AAA	3.000	02/15/2022	311,882.23	315,484.98		
1006	932440BS8	103584	385,000.00	385,000.00	385,000.00	WALLER CNTY TX GO BDS 2017 QTEO	HTM	NR / AA	3.000	02/15/2022	387,757.70	391,445.55		
1006	046573GES	103474	430,000.00	430,000.00	430,000.00	ATASCOSA CNTY TX C/O GO QTEO	HTM	NR / A	3.000	02/01/2023	436,378.02	447,789.05		
1006	929831FX8	103497	450,000.00	450,000.00	450,000.00	WACO TX C/O GO QTEO	HTM	Aa1 / AA+	3.000	02/01/2023	455,990.85	468,616.45		
1006	157789GX0	103579	480,000.00	480,000.00	480,000.00	CHAMBERS CNTY TX GO QTEO	HTM	NR / AA	3.000	03/01/2023	489,121.30	501,605.13		
1006	006514GCI	103457	250,000.00	250,000.00	250,000.00	ADDICKS TX UD WW & SS GO BAM QTEO	HTM	NR / AA	2.250	09/01/2023	248,758.51	258,215.15		
1006	9700071LR9	103369	230,000.00	230,000.00	230,000.00	WILLIAMSON CNTY TX WW&SS IRR & DRAJ	HTM	A3 / AA	3.000	09/01/2023	230,531.91	231,044.79		
1006	016140NG6	103484	210,000.00	210,000.00	210,000.00	ALICE TX REF GO AGM QTEO	HTM	NR / AA	4.000	02/01/2024	217,676.24	229,075.70		
1006	286525QG8	103472	395,000.00	395,000.00	395,000.00	ELGIN TX C/O GO BAM QTEO	HTM	Baa1 / AA	4.000	07/15/2024	414,217.69	432,392.71		
1006	877294SS8	103577	260,000.00	260,000.00	260,000.00	TAYLOR TX GO REF BDS 2017 QTEO	HTM	NR / AA-	4.000	08/15/2024	275,206.03	287,976.32		
1006	006514GD9	103458	250,000.00	250,000.00	250,000.00	ADDICKS TX UD WW & SS GO BAM QTEO	HTM	NR / AA	2.500	09/01/2024	248,929.35	258,871.56		
1006	046573CG0	103487	460,000.00	460,000.00	460,000.00	ATASCOSA CNTY TX C/O GO QTEO	HTM	NR / A	3.000	02/01/2025	471,246.10	499,216.01		
1006	078275X25	103451	925,000.00	925,000.00	925,000.00	BELLAIRE TX REF GO QTEO	HTM	NR / AAA	2.000	02/15/2025	915,874.48	976,511.22		
1006	38588NEZ8	102903	250,000.00	250,000.00	250,000.00	GRAND LAKES MUD #1 TX GO AGM QTEO	AFS	NR / AA	4.000	04/01/2025	252,200.82	256,272.16		
1006	622707RU3	102910	250,000.00	250,000.00	250,000.00	MOUNT PLEASANT TX ISD GO BAM SINK Q	HTM	A1 / AA	3.500	08/15/2025	250,000.00	250,975.64		
1006	770043KP1	102653	250,000.00	250,000.00	250,000.00	ROANOK TX GO QTEO	HTM	NR / AA	3.750	08/15/2025	250,259.46	251,006.69		
1006	89440AFZ6	103395	295,000.00	295,000.00	295,000.00	TRAVIS CNTY TX MUD #11 REF GO BAM SINK	AFS	NR / AA	4.000	08/15/2025	307,578.71	314,692.62		
1006	626752SV2	102862	285,000.00	285,000.00	285,000.00	MURPHY TX WW & SS GO SINK QTEO	HTM	NR / AA+	3.500	02/15/2026	290,948.68	307,661.45		
1006	34682EKR3	103295	585,000.00	585,000.00	585,000.00	FORT BEND CNTY TX MUD #123 GO BAM Q	AFS	A3 / AA	4.000	09/01/2026	606,567.32	628,685.91		
1006	016140NL5	103483	490,000.00	490,000.00	490,000.00	ALICE TX REF GO AGM QTEO	HTM	NR / AA	4.000	02/01/2028	512,611.33	559,427.07		
1006	566022QD4	102870	500,000.00	500,000.00	500,000.00	MARBLE FALLS TX GO QTEO	HTM	NR / AA	4.000	02/01/2028	515,399.72	541,598.30		
1006	626752SX8	102861	305,000.00	305,000.00	305,000.00	MURPHY TX WW & SS GO SINK QTEO	HTM	NR / AA+	4.000	02/15/2028	313,410.57	332,200.57		
1006	31307CQS0	102578	211,472.35	211,472.35	211,472.35	FHLMC J #24065	HTM	NR / AA	2.500	06/01/2028	210,873.32	219,997.33		
1006	36179NFD5	102601	209,996.60	209,996.60	209,996.60	GNMA II #MA1064	HTM	NR / AA	2.500	06/20/2028	209,184.92	220,693.30		
1006	36179NHJ0	102604	200,796.96	200,796.96	200,796.96	GNMA II #MA1133	HTM	NR / AA	2.500	07/20/2028	200,612.96	211,025.06		
1006	121293FY0	103325	480,000.00	480,000.00	480,000.00	BURKBURNETT TX C/O WW & SS GO BAM S	HTM	NR / AA	3.000	02/15/2029	499,015.38	526,945.61		
1006	921237DH3	103520	255,000.00	255,000.00	255,000.00	VAN TX C/O GO BAM SINKING FUND QTEO	HTM	A3 / AA	3.000	08/15/2029	256,970.31	281,630.26		
1006	782203CD3	103496	425,000.00	425,000.00	425,000.00	RUSK TX WW & SWR SYS C/O BAM-TCRS G	AFS	NR / AA	4.000	02/15/2030	429,087.07	433,226.45		
1006	924648J58	103392	525,000.00	525,000.00	525,000.00	VERNON TX REF GO MAC SINKING FUND Q	HTM	NR / AA	4.000	03/15/2030	570,484.18	599,245.21		
1006	488818EP6	103449	215,000.00	215,000.00	215,000.00	KENEDY TX C/O GO SINKING FUND QTEO	HTM	NR / AA-	4.000	05/01/2030	226,088.52	240,118.20		
1006	970667WL1	103732	500,000.00	500,000.00	500,000.00	WILLIS TX ISD REF BDS 2012 GO PSF QTEO	HTM	Aaa / NR	2.750	02/15/2031	503,191.22	506,895.57		
1006	077131JTR	103490	285,000.00	285,000.00	285,000.00	BEEVILLE TX C/O GO AGM SINKING FUND	HTM	NR / AA	4.000	08/15/2031	297,519.30	311,199.18		
1006	3128P73X9	102571	316,841.79	316,841.79	316,841.79	FHLMC C #91714	HTM	NR / AA	3.000	07/01/2033	315,848.80	331,877.51		
1006	36225CS51	101528	58,081.52	58,081.52	58,081.52	GNMA II #80856 ADJ RT	AFS	NR / AA	2.000	03/20/2034	58,071.38	59,491.18		
1006	36225DH49	101551	68,945.00	68,945.00	68,945.00	GNMA II #81150 ADJ RT	AFS	NR / AA	2.125	11/20/2034	68,945.00	70,640.53		
1006	36225DHX5	101552	33,502.60	33,502.60	33,502.60	GNMA II #81145 ADJ RT	AFS	NR / AA	2.125	11/20/2034	33,471.93	34,247.05		

Note: Refer to the U.S. Government and Agency Ratings report for ratings on treasury, agency and pass through securities.



9601 McAllister Freeway, Suite 301, San Antonio, Texas 78216-4633

II. Pledge & Safekeeping Reports

Security State Bank & Trust
Fredericksburg, TX

Pledge Report by Maturity Date
Pledge B: GILLESPIE COUNTY - TEXAS

As of 06/30/21
Page 159

SK	Receipt	Code	Cusip	ID #	Current Face	Original Face	Description	ASC	320	Moody/S&P	Coupon	Maturity	Book Value	Fair Value
	1006	3622SE5X6	101907		63,966.70	1,000,000.00	GNMA II #87661 ARM	AFS			2.125	11/20/2040	63,966.70	65,887.64
	1006	3622SE5X6	101913		63,966.70	1,000,000.00	GNMA II #82661 ARM	AFS			2.125	11/20/2040	63,966.70	65,887.64
	Items 39				12,537,570.22	22,411,948.00					3.275		12,794,762.29	13,307,269.84

Status Codes : N = New Purchase S = Sold M = Matured C = Called O = Paid Off * = Pre-refunded T = ASC 320 Transfer I = Impaired

Note: Refer to the U.S. Government and Agency Ratings report for ratings on treasury, agency and pass through securities.



(210) 224-5492
(210) 224-8787
9601 McAllister Freeway, Suite 301, San Antonio, Texas 78216-4633

II. Pledge & Safekeeping Reports

FHLBANK
DALLAS

Security State Bank & Trust
P.O. Box 471
Fredericksburg, TX 78624

Custodial Letter of Credit
Pledge Allocation Pledge Receipt

Pledge Reference #: 27000318-1 Member FHFA ID: 13389 Effective Date: 12/27/2019

Pledge allocation for the below beneficiary has been pledged

Gillespie County,
Kelly Eckhardt, County Treasurer
101 West Main St
Rm 5
Fredericksburg, TX 78624

Pledged Amount: \$10,000,000.00,

Letter of Credit # *27000318
LOC Maturity Date 12/20/2021
LOC Issue Date 12/27/2019

IN ORDER TO COMPLY WITH 2257.045(C)(2) OF THE TEXAS GOVERNMENT CODE, PROMPTLY, BY THE CLOSE OF BUSINESS TODAY, DELIVER A COPY OF THIS TRUST RECEIPT TO YOUR DEPOSITOR.

FHLBANK
DALLAS

Security State Bank & Trust
P.O. Box 471
Fredericksburg, TX 78624

Custodial Letter of Credit
Pledge Allocation Pledge Receipt

Pledge Reference #: 27000316-4 Member FHFA ID: 13389 Effective Date: 05/04/2020

Pledge allocation for the below beneficiary has been pledged

Gillespie County
Kelly Eckhardt, County Treasurer
101 West Main St
Rm 5
Fredericksburg, TX 78624

Pledged Amount: \$10,000,000.00

Letter of Credit # 27000316
LOC Maturity Date 12/20/2021
LOC Issue Date 12/20/2019

~~IN ORDER TO COMPLY WITH 2257.045(C)(2) OF THE TEXAS GOVERNMENT CODE, PROMPTLY, BY THE CLOSE OF BUSINESS TODAY, DELIVER A COPY OF THIS TRUST RECEIPT TO YOUR DEPOSITOR.~~

Pledges By Pledgee And Maturity

BBA

Page 27 of 40

Pledged To: GILLESPIE CO

Texas Regional Bank - McAllen, TX

As Of 6/30/2021

Receipt# Safekeeping Location	CUSIP	ASC 320	Description Maturity	Prerefund	Pool/Type Coupon	Moody S&P	Original Face Pledged Percent	Pledged			
								Original Face	Par	Book Value	Market Value
FHLB: FED HOME LOAN BANK	31410LGN6	AFS	FNMA 15YR 01/01/27		890405 3.50		1,655,000.00 100.00%	1,655,000.00	168,778.57	173,325.29	180,383.65
FHLB: FED HOME LOAN BANK	3128MECD1	AFS	FHLMC 15YR 11/01/29		G15268 3.50		1,700,000.00 100.00%	1,700,000.00	442,942.85	463,221.30	480,793.96
FHLB: FED HOME LOAN BANK	3138ETYH3	AFS	FNMA 20YR 04/01/36		AL8811 4.00		1,625,000.00 100.00%	1,625,000.00	664,140.60	703,361.31	725,329.00
3 Securities Pledged To: L - GILLESPIE CO								4,980,000.00	1,275,862.02	1,339,907.90	1,386,506.61

Although the information in this report has been obtained from sources believed to be reliable, its accuracy cannot be guaranteed.
7/1/2021 10:42 AM - JDB / TRBC